



SwipBox Design Manual
January 2019




swip



...we are SwipBox

Driven by the ecommerce disruption, we provide high quality, consumer parcel delivery solutions globally. Our goal is that every element of the solution adds convenience for you and your customers, while lowering the cost of operation. We strive to build strategic long term partnerships.


Deliveries - Way Easier

| | | |
|--|--|---|
|  |  |  |
| <p>SwipBox logo White/ShipBox Orange</p> <p>Use on SwipBox Blue background.</p> <p>File names - screen and print: SwipBox_LOGO_2018_White-Orange_RGB.png SwipBox_LOGO_2018_White-Orange_RGB.ai</p> <p>File name - press: SwipBox_LOGO_2018_White-Orange_CMYK.ai</p> | <p>SwipBox logo White/SwipBox Blue</p> <p>Use on SwipBox Orange background.</p> <p>File names - screen and print: SwipBox_LOGO_2018_White-Blue_RGB.png SwipBox_LOGO_2018_White-Blue_RGB.ai</p> <p>File name - press: SwipBox_LOGO_2018_White-Blue_CMYK.ai</p> | <p>SwipBox logo Negative/White</p> <p>Use on dark backgrounds.</p> <p>File name - screen and print: SwipBox_LOGO_2018_Neg.png</p> <p>File name - press: SwipBox_LOGO_2018_Neg.ai</p> |




| | | |
|---|--|--|
| <p>SwipBox logo SwipBox Blue</p> <p>Use in legal documents; NDA's, contracts etc.</p> <p>File names - screen and print: SwipBox_LOGO_2018_Blue.png SwipBox_LOGO_2018_Blue.jpg SwipBox_LOGO_2018_Blue RGB.ai</p> <p>File name - press: SwipBox_LOGO_2018_Blue CMYK.ai</p> | <p>SwipBox logo Black</p> <p>Only used when needed, for example on labels.</p> <p>File name - screen and print: SwipBox_LOGO_2018_BW.jpg SwipBox_LOGO_2018_BW.png</p> <p>File name - press: SwipBox_LOGO_2018_BW.ai</p> | <p>SwipBox logo Main Logo</p> <p>Use on light backgrounds.</p> <p>File names - screen and print: SwipBox_LOGO_2018_HighRes_300dpi_RGB.jpg SwipBox_LOGO_2018_transparent_RGB.png SwipBox_LOGO_2018_RGB.ai</p> <p>File names - press: SwipBox_LOGO_2018_CMYK.ai</p> |
|---|--|--|


All logos in different formats can be found on Google Drive.




NEVER distort the logo to make it fit in size.



NEVER adjust the logo in size or in the ratio between logotype and box.



The logo **MUST NEVER BE SHOWN** in other colours than SwipBox Blue and SwipBox Orange, Black or in negative/white.

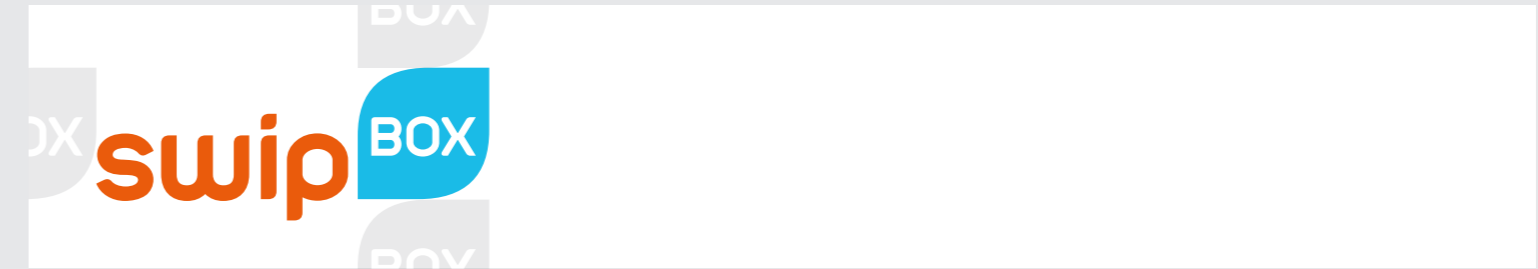


The name must **NEVER** be replaced by other text.


Logo rules

Do not alter the SwipBox logo in any way. Always use the complete electronic artwork provided by SwipBox.

Minimum logo clear-space top and bottom left side:



Minimum logo clear-space top and bottom right side:



Logo rules

Our logo is one of our most visible and valuable assets. Always position the logo for maximum impact and give it plenty of room to breathe. This will help to ensure our logo's visibility and legibility. There is a defined pitch distance of a minimum half of the blue box on all sides.



SwipBox Design Guide version 2 © Copyright January 2019

The logo and design guide for SwipBox has been developed specifically for SwipBox, and may only be used after permission by SwipBox. For more information on use of logo and design materials as well as requesting design elements or design guide contact SwipBox.

swipbox.com