

TECHNICAL SPECIFICATIONS



SwipBox 189-series

SB189-19 base
19 compartments

SB189-20 add-on
20 compartments

SB189-11 add-on
11 compartments

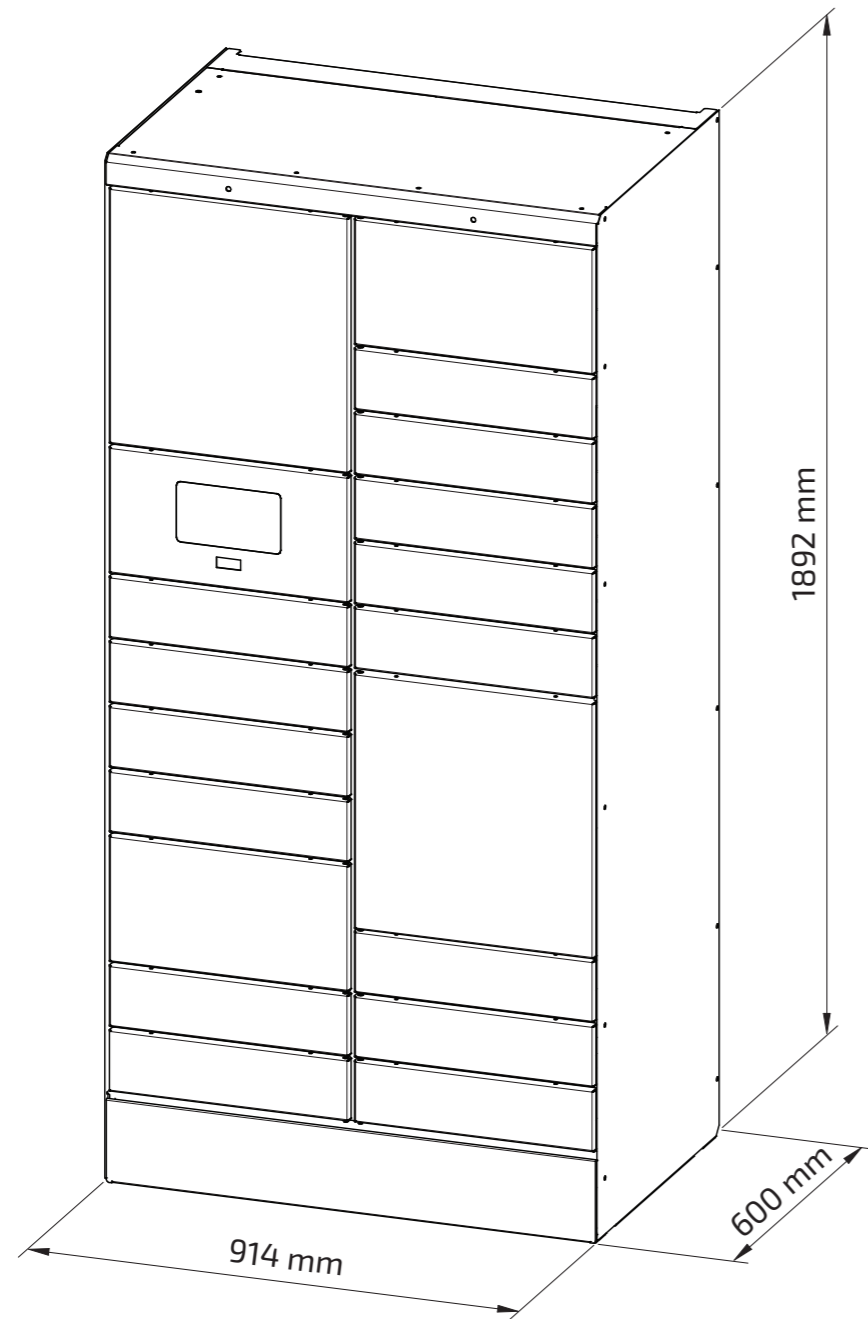
SwipBox International A/S
Ellegårdvej 7
DK-6400 Sønderborg

international@swipbox.com
www.swipbox.com

SwipBox 189-series



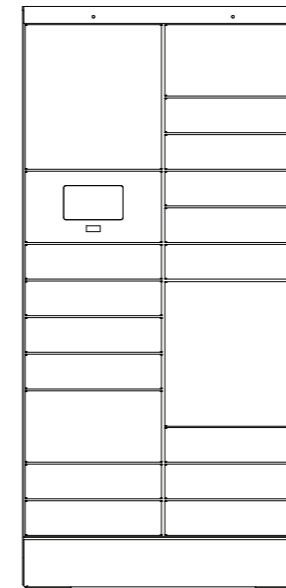
SB189-19 base module
Outer dimensions




Compartment size
Inner dimensions

	Small	Medium	Large
Height	104	222	461
Width	402	402	402
Depth	576	576	576


SB189-19 base module
19 compartments



SB189-20 add-on module
20 compartments

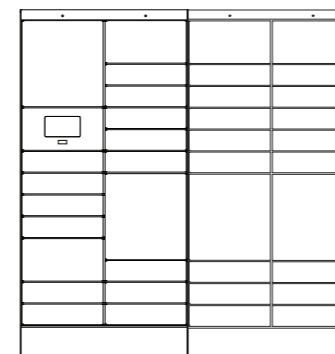


SB189-11 add-on module
11 compartments



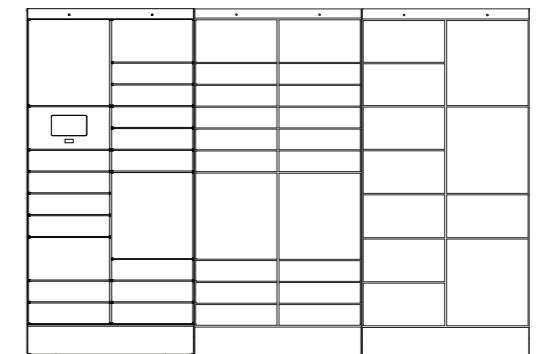
Examples of configuration

SB189 setup example
39 compartments



SB189-19 base SB189-20 add-on

SB189 setup example
50 compartments



SB189-19 base SB189-20 add-on SB189-11 add-on

Data

	Base module	Add-on module	
	SB189-19	SB189-20	SB189-11
Power input	100 - 240 VAC	Powered by base module	
Power / consumption	24V / 6W - 9W		
Storage / transport temp.	-20 to +70°C		
Operating temp.	0 to +50°C		
Operating humidity max.	95% (non condensing)		
Weight	190 kg	204 kg	204 kg
Paint	Powder coating		

If you need custom-made configurations, please contact: information@swipbox.com