

# TECHNICAL SPECIFICATIONS



SwipBox International A/S  
Ellegaardvej 7  
DK-6400 Sonderborg

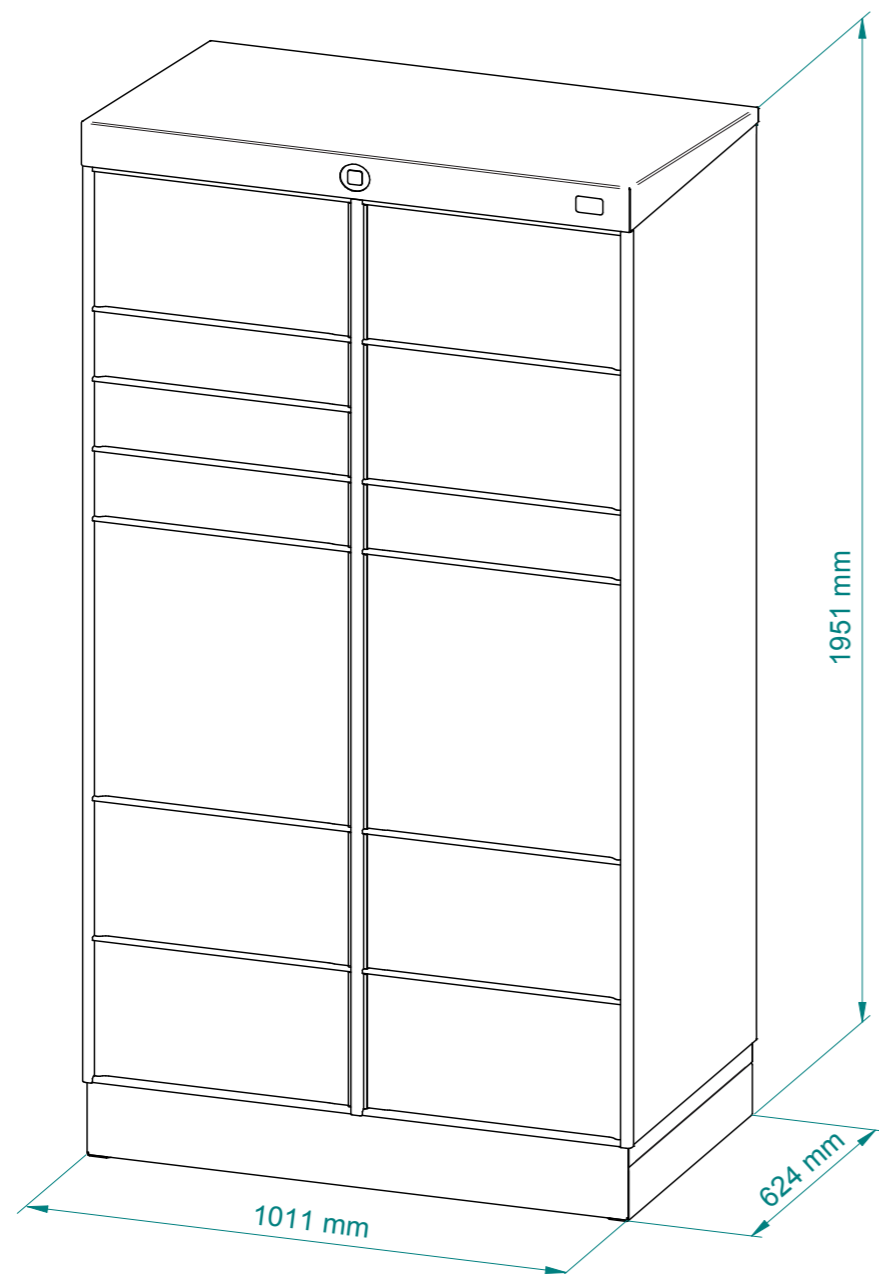
international@swipbox.com  
www.swipbox.com

## SwipBox Infinity

**IN180-13 Indoor**  
13 compartments

**IN180-13 Outdoor**  
13 compartments

**IN180-13 Indoor**  
Outer dimensions

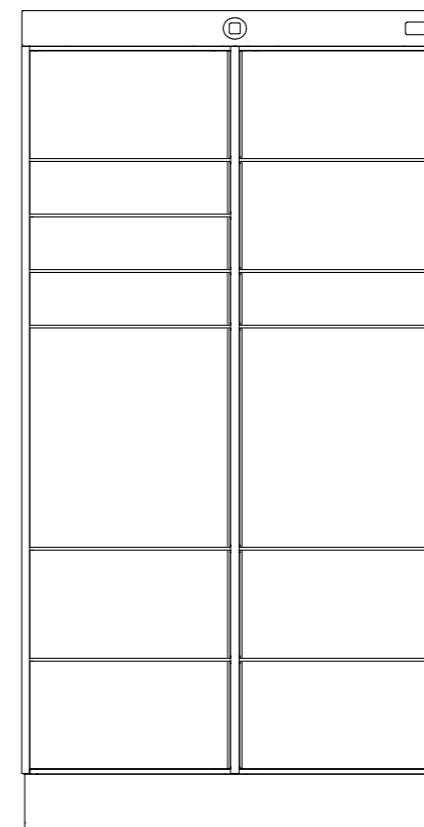


**Compartment size**  
Inner dimensions


	Small	Medium	Large
Height	110	240	500
Width	440	440	440
Depth	590	590	590

## Examples - Indoor and Outdoor

**IN180-13 Indoor**  
13 compartments



**IN180-13 Outdoor**  
13 compartments



Type of socket depends on the foundation.

## Data

	SwipBox Infinity IN180-13	
	Indoor	Outdoor
Power input	Battery operated. Lifespan: 10+ years	
Bluetooth communication range	3 metres from parcel locker	
Storage / transport temp.	-20 to + 50°C	
Operating temp.	-20 to + 50°C	
Operating humidity max.	95% (Non condensing)	
Weight	120 kg	Depending on the socket
Paint	Powder coating	
Material	Aluminum	